
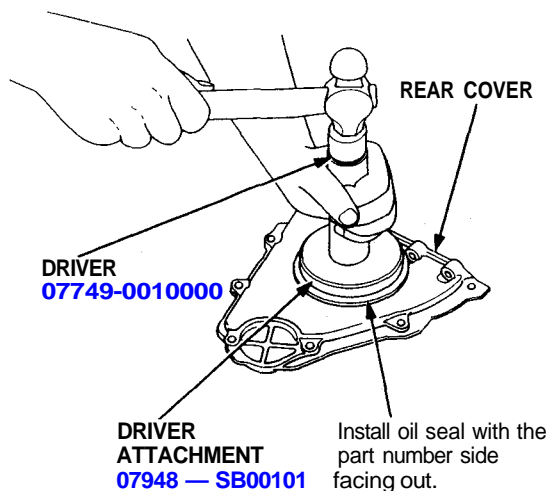


Crankshaft Oil Seal

Installation

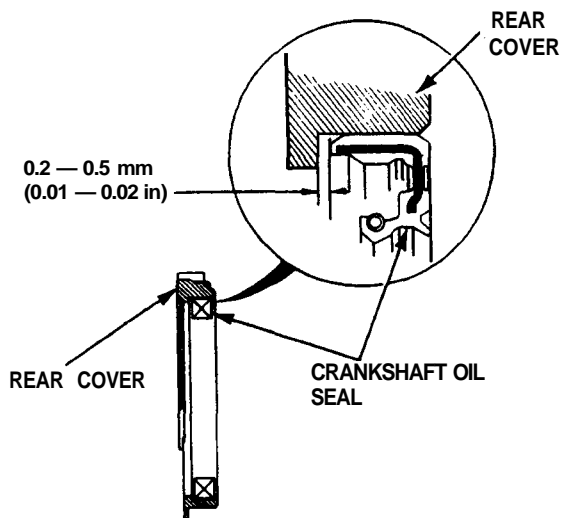
-  The seal surface on the block should be dry.
Apply a light coat of oil to the crankshaft and to the lip of oil seal.

1. Drive crankshaft oil seal into the rear cover.



2. Confirm clearance is equal all the way around with a feeler gauge.


Clearance: 0.2 — 0.5 mm (0.01 — 0.02 in)



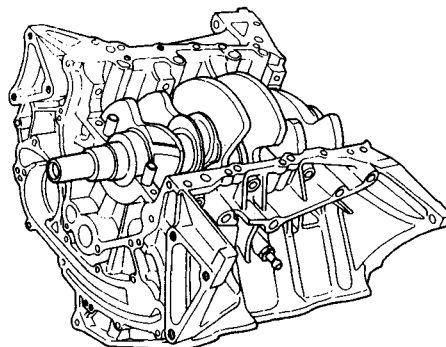
NOTE: Refer to page 8-13 for installation of the oil pump side oil seal.

Crankshaft

Installation

-  Before installing the crankshaft, apply a coat of engine oil to the main bearings and rod bearings.

1. Insert bearing halves in the cylinder block and connecting rods.
2. Lower the crankshaft into the block.



3. Install the thrust washers on the No. 4 journal. Oil thrust washer surfaces.

